

**Selected Criteria:**

- 2005/06 CSHCN Survey Sections
- Nationwide
- 2005/06
- CSHCN Care Coordination (Survey Section 5)
- CSHCN ages 0-17 whose families needed extra help with care coordination during past 12 months

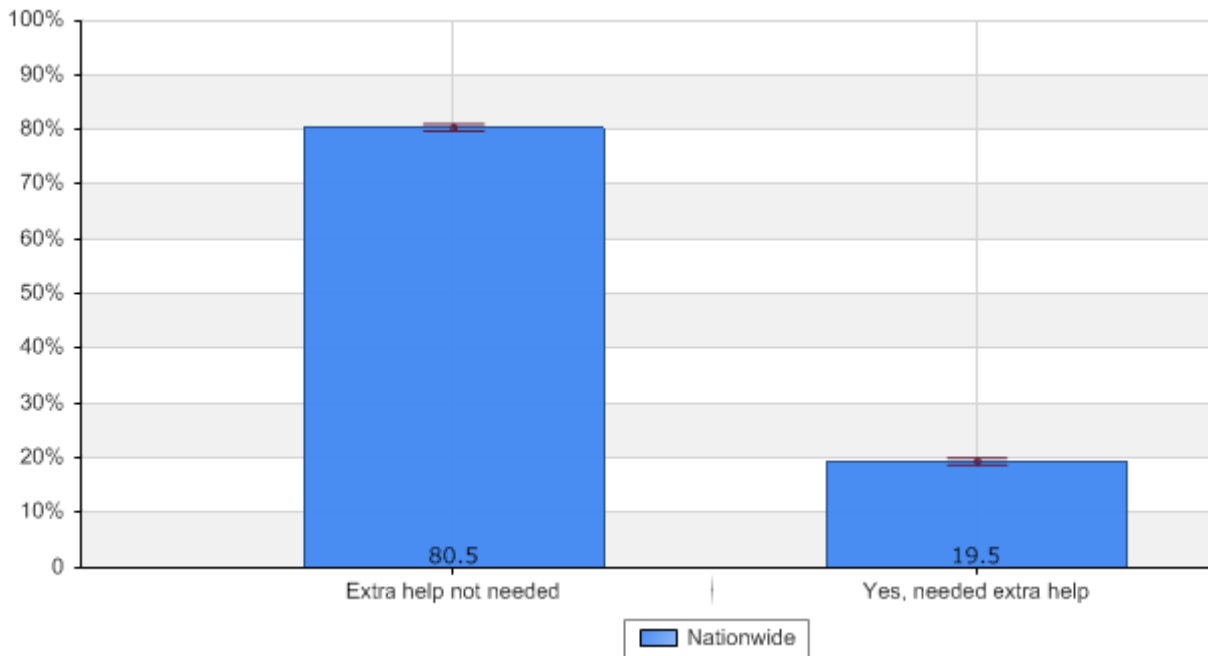
**Question**

During the past 12 months, have you felt that you could have used extra help arranging or coordinating [CHILD'S NAME]'s care among these different health care providers or services? (C5Q17)

	No	Yes	Total %
<b>%</b>	<b>80.5</b>	<b>19.5</b>	<b>100.0</b>
<b>C.I.</b>	(79.9 - 81.2)	(18.8 - 20.1)	
<b>n</b>	32,117	7,031	
<b>Weighted Est.</b>	7,859,217	1,898,186	

For a detailed explanation of the data **MOVE** your cursor over the text in the table or the bold text below  
**C.I. = 95% Confidence Interval. Percentages are weighted to population characteristics.**  
**n = Cell size. Use caution in interpreting Cell sizes less than 50.**

**CSHCN ages 0-17 whose families needed extra help with care coordination during past 12 months Nationwide**



Citation format: Child and Adolescent Health Measurement Initiative. *2005/2006 National Survey of Children with Special Health Care Needs*, Data Resource Center for Child and Adolescent Health website. Retrieved [mm/dd/yy] from <http://www.cshcndata.org/>

---

**Selected Criteria:**

- 2005/06 CSHCN Survey Sections
- Nationwide
- 2005/06
- CSHCN Care Coordination (Survey Section 5)
- Satisfaction with doctors' communication to child's school or other programs -- CSHCN ages 0-17

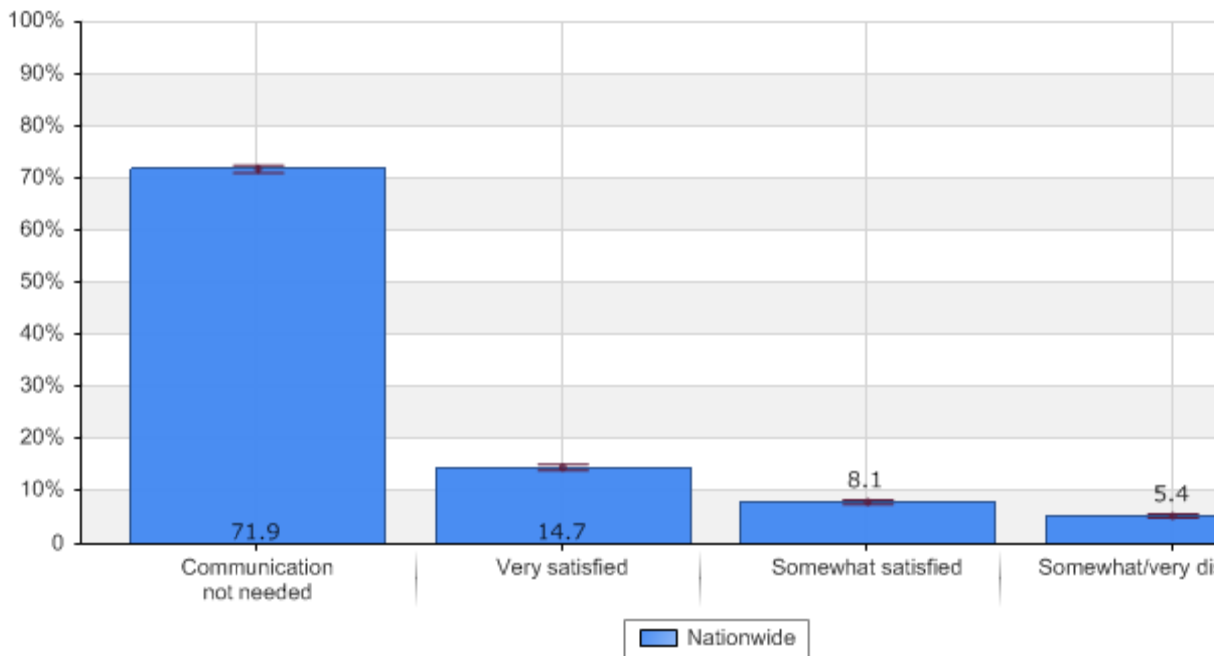
**Question**

Overall, are you very satisfied, somewhat satisfied, somewhat dissatisfied, or very dissatisfied with that communication? (C5Q06)

	Communication with schools, etc. not needed	Very satisfied	Somewhat satisfied	Somewhat or very dissatisfied	Total %
<b>%</b>	<b>71.9</b>	<b>14.7</b>	<b>8.1</b>	<b>5.4</b>	<b>100.0</b>
<b>C.I.</b>	(71.1 - 72.6)	(14.1 - 15.3)	(7.6 - 8.5)	(5.0 - 5.8)	
<b>n</b>	27,793	5,690	3,247	2,140	
<b>Weighted Est.</b>	6,955,543	1,418,465	779,784	525,388	

For a detailed explanation of the data **MOVE** your cursor over the text in the table or the bold text below  
**C.I. = 95% Confidence Interval. Percentages are weighted to population characteristics.**  
**n = Cell size. Use caution in interpreting Cell sizes less than 50.**

**Satisfaction with doctors' communication to child's school or other programs -- CSHCN ages 0-17 Nationwide**



Citation format: Child and Adolescent Health Measurement Initiative. *2005/2006 National Survey of Children with Special Health Care Needs*, Data Resource Center for Child and Adolescent Health website. Retrieved [mm/dd/yy] from <http://www.cshcndata.org/>

---

**Selected Criteria:**

- 2005/06 CSHCN Survey Sections
- Nationwide
- 2005/06
- CSHCN Care Coordination (Survey Section 5)
- Satisfaction with communication among child's doctors and other health providers -- CSHCN ages 0-17

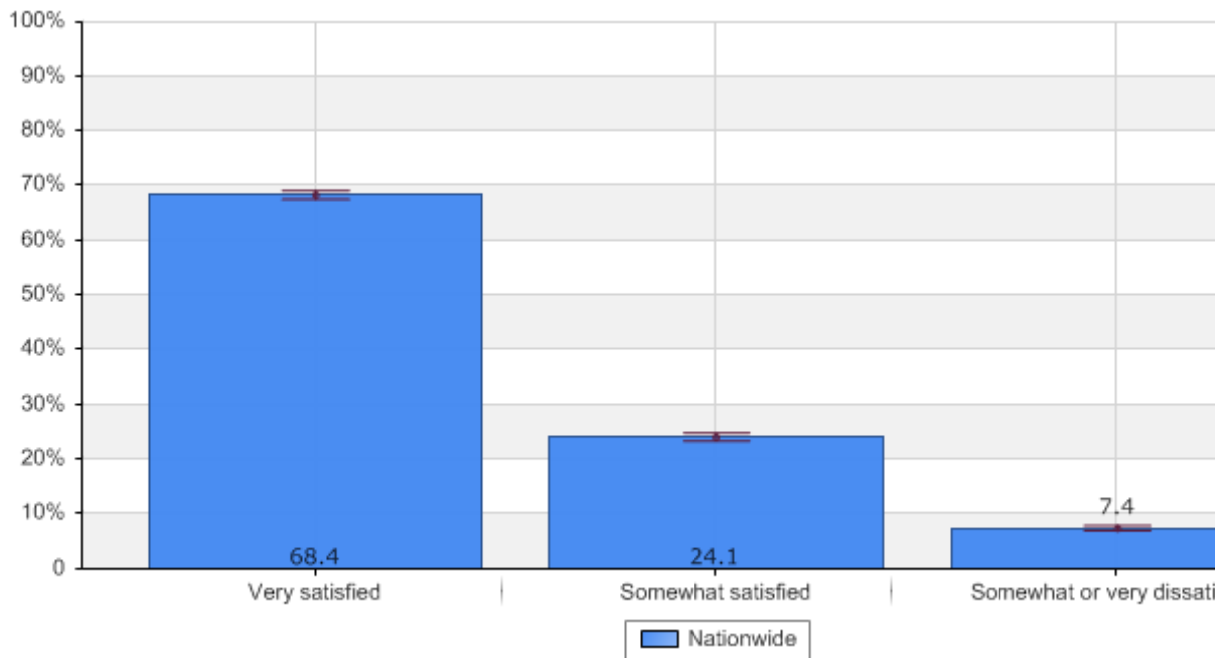
**Question**

Overall, are you very satisfied, somewhat satisfied, somewhat dissatisfied, or very dissatisfied with the communication among [CHILD'S NAME]'s doctors and other health care providers? (C5Q10)

	Very satisfied	Somewhat satisfied	Somewhat or very dissatisfied	Total %
<b>%</b>	<b>68.4</b>	<b>24.1</b>	<b>7.4</b>	<b>100.0</b>
<b>C.I.</b>	(67.6 - 69.2)	(23.4 - 24.9)	(7.0 - 7.9)	
<b>n</b>	26,642	9,313	2,810	
<b>Weighted Est.</b>	6,609,963	2,329,730	719,116	

For a detailed explanation of the data **MOVE** your cursor over the text in the table or the bold text below  
**C.I. = 95% Confidence Interval. Percentages are weighted to population characteristics.**  
**n = Cell size. Use caution in interpreting Cell sizes less than 50.**

**Satisfaction with communication among child's doctors and other health providers --  
 CSHCN ages 0-17  
 Nationwide**



Citation format: Child and Adolescent Health Measurement Initiative. *2005/2006 National Survey of Children with Special Health Care Needs*, Data Resource Center for Child and Adolescent Health website. Retrieved [mm/dd/yy] from <http://www.cshcndata.org/>

---

**Selected Criteria:**

- 2005/06 CSHCN Survey Sections
- Nationwide
- 2005/06
- CSHCN Care Coordination (Survey Section 5)
- Need for doctors to communicate with child's school or other programs -- CSHCN ages 0-17

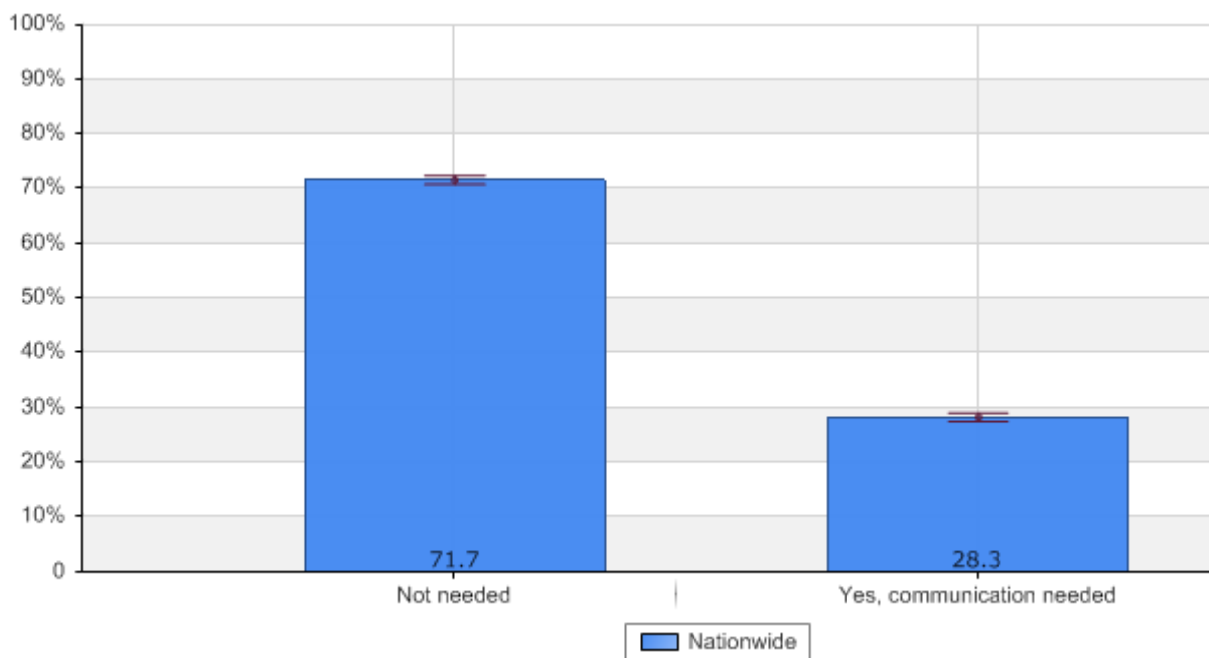
**Question**

Do [CHILD'S NAME]'s doctors or other health care providers need to communicate with his/her school, early intervention program, child care providers, vocational education or rehabilitation program? (C5Q05)

	No	Yes	Total %
<b>%</b>	<b>71.7</b>	<b>28.3</b>	<b>100.0</b>
<b>C.I.</b>	(70.9 - 72.5)	(27.5 - 29.1)	
<b>n</b>	27,793	11,149	
<b>Weighted Est.</b>	6,955,543	2,744,393	

For a detailed explanation of the data **MOVE** your cursor over the text in the table or the bold text below  
**C.I. = 95% Confidence Interval. Percentages are weighted to population characteristics.**  
**n = Cell size. Use caution in interpreting Cell sizes less than 50.**

**Need for doctors to communicate with child's school or other programs -- CSHCN ages 0-17 Nationwide**



Needs, Data Resource Center for Child and Adolescent Health website. Retrieved [mm/dd/yy] from <http://www.cshcndata.org/>

---

**Selected Criteria:**

- 2005/06 CSHCN Survey Sections
- Nationwide
- 2005/06
- CSHCN Care Coordination (Survey Section 5)
- CSHCN ages 0-17 whose doctors or office staff help family with care coordination

**Question**

Does a doctor or someone in a doctor's office provide this help arranging or coordinating [CHILD'S NAME]'s care? (C5Q13)

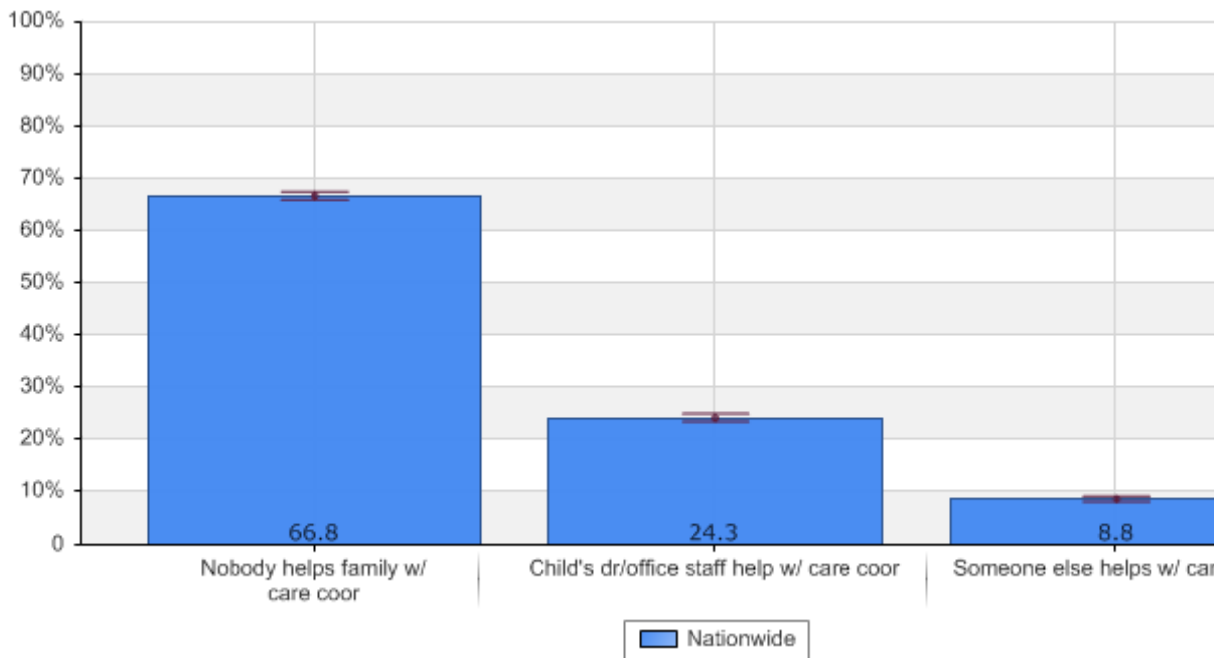
	Nobody helps family with coordinating child's health care	Child's doctor or office staff help family coordinate child's health care	Someone other than child's doctor or office staff helps family	Total %
<b>%</b>	<b>66.8</b>	<b>24.3</b>	<b>8.8</b>	<b>100.0</b>
<b>C.I.</b>	(66.0 - 67.6)	(23.6 - 25.1)	(8.3 - 9.3)	
<b>n</b>	26,277	9,349	3,444	
<b>Weighted Est.</b>	6,510,085	2,371,174	858,790	

For a detailed explanation of the data **MOVE** your cursor over the text in the table or the bold text below

**C.I. = 95% Confidence Interval. Percentages are weighted to population characteristics.**

**n = Cell size. Use caution in interpreting Cell sizes less than 50.**

**CSHCN ages 0-17 whose doctors or office staff help family with care coordination Nationwide**



Citation format: Child and Adolescent Health Measurement Initiative. *2005/2006 National Survey of Children with Special Health Care Needs*, Data Resource Center for Child and Adolescent Health website. Retrieved [mm/dd/yy] from <http://www.cshcndata.org/>

---

**Selected Criteria:**

- 2005/06 CSHCN Survey Sections
- Nationwide
- 2005/06
- CSHCN Care Coordination (Survey Section 5)
- CSHCN ages 0-17 whose families get some type of help with arranging or coordinating child's health care

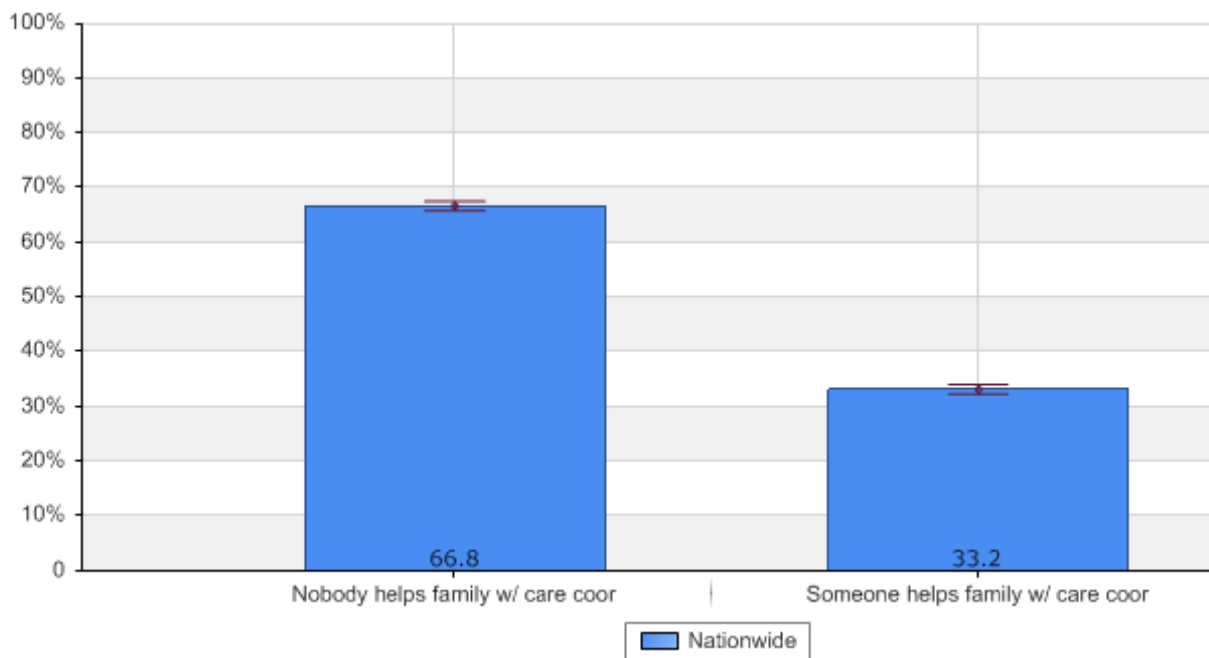
**Question**

Does anyone help you arrange or coordinate [CHILD'S NAME]'s care among the different doctors or services that he/she uses? (C5Q12)

	No	Yes	Total %
<b>%</b>	<b>66.8</b>	<b>33.2</b>	<b>100.0</b>
<b>C.I.</b>	(65.9 - 67.6)	(32.4 - 34.1)	
<b>n</b>	26,277	12,846	
<b>Weighted Est.</b>	6,510,085	3,242,321	

For a detailed explanation of the data MOVE your cursor over the text in the table or the bold text below  
**C.I. = 95% Confidence Interval. Percentages are weighted to population characteristics.**  
**n = Cell size. Use caution in interpreting Cell sizes less than 50.**

**CSHCN ages 0-17 whose families get some type of help with arranging or coordinating child's health care Nationwide**



Citation format: Child and Adolescent Health Measurement Initiative. *2005/2006 National Survey of Children with Special Health Care Needs*, Data Resource Center for Child and Adolescent Health website. Retrieved [mm/dd/yy] from <http://www.cshcndata.org/>

---

**Selected Criteria:**

- 2005/06 CSHCN Survey Sections
- Nationwide
- 2005/06
- CSHCN Care Coordination (Survey Section 5)
- How often did CSHCN ages 0-17 get extra help with care coordination when needed during past 12 months

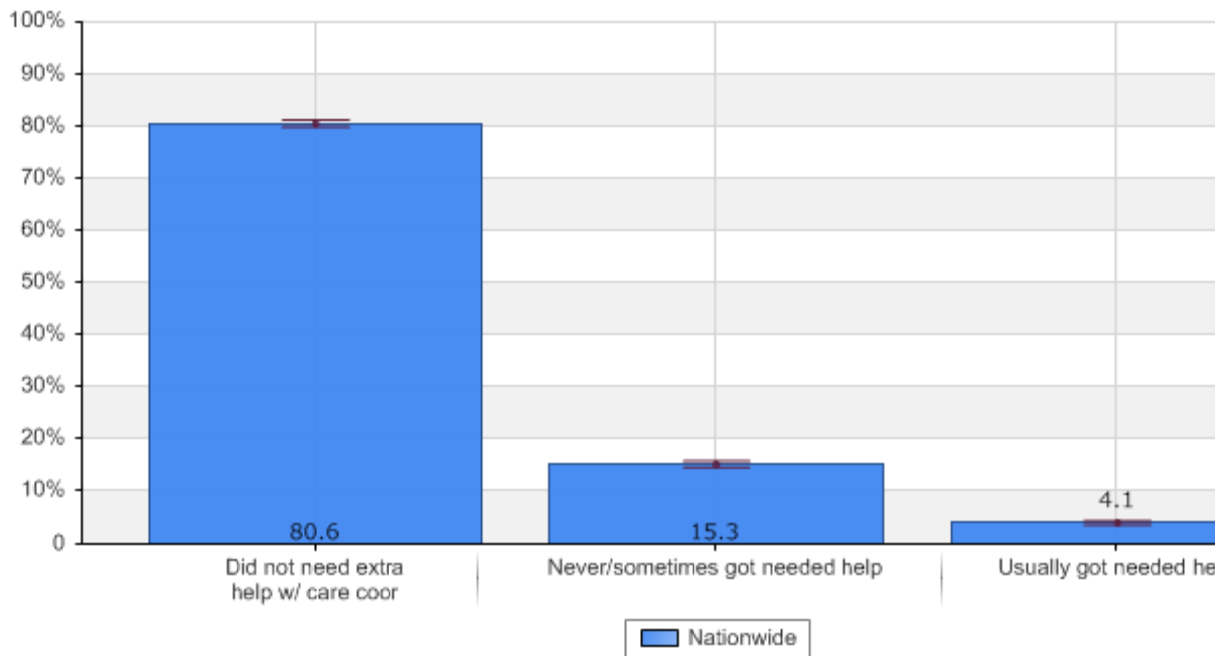
**Question**

During the past 12 months, how often did you get as much help as you wanted with arranging or coordinating [CHILD'S NAME]'s care? Would you say never, sometimes, or usually? (C5Q09)

	Did not need extra help during past 12 months	Never/sometimes got the extra help that was needed	Usually got the extra help that was needed	Total %
<b>%</b>	<b>80.6</b>	<b>15.3</b>	<b>4.1</b>	<b>100.0</b>
<b>C.I.</b>	(79.9 - 81.3)	(14.7 - 15.9)	(3.7 - 4.5)	
<b>n</b>	32,117	5,551	1,456	
<b>Weighted Est.</b>	7,859,217	1,492,538	400,818	

For a detailed explanation of the data **MOVE** your cursor over the text in the table or the bold text below  
**C.I. = 95% Confidence Interval. Percentages are weighted to population characteristics.**  
**n = Cell size. Use caution in interpreting Cell sizes less than 50.**

**How often did CSHCN ages 0-17 get extra help with care coordination when needed during past 12 months Nationwide**



Citation format: Child and Adolescent Health Measurement Initiative. *2005/2006 National Survey of Children with Special Health Care Needs*, Data Resource Center for Child and Adolescent Health website. Retrieved [mm/dd/yy] from <http://www.cshcndata.org/>

---